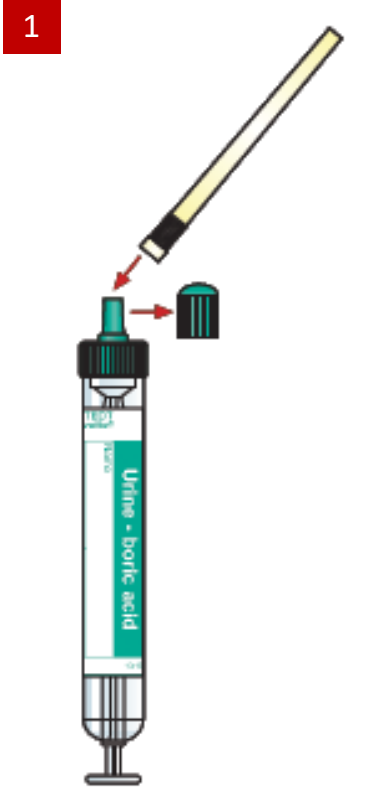
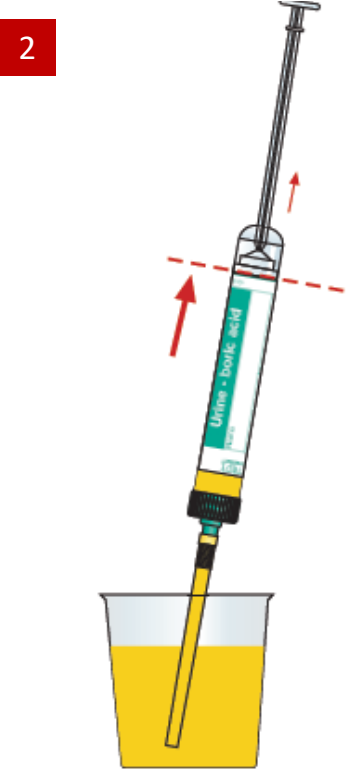
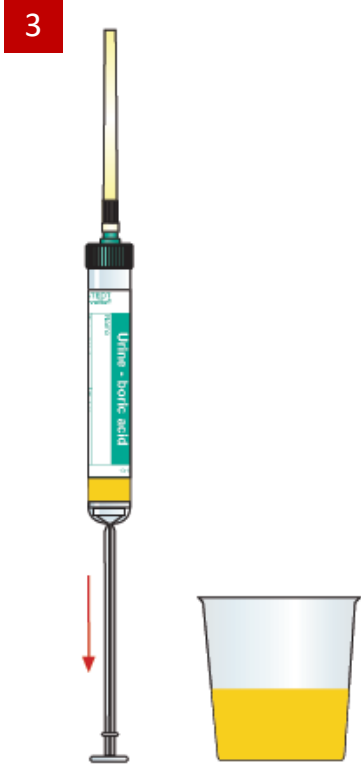
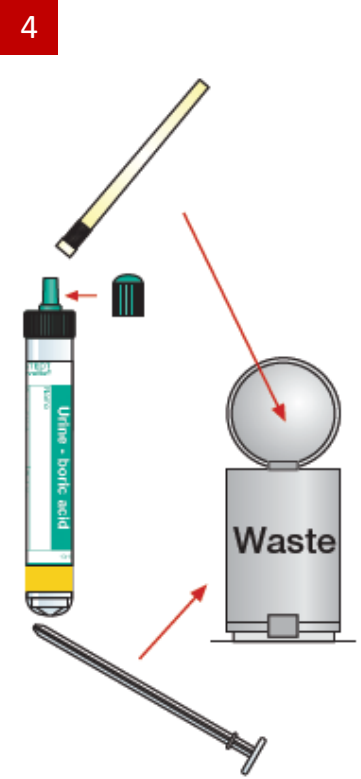
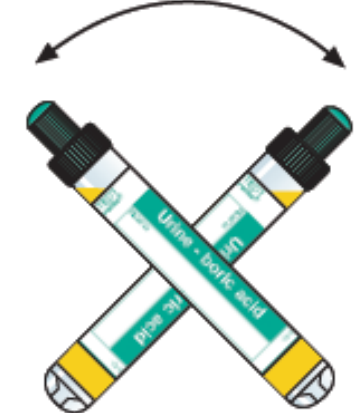


Urine Monovette® Boric Acid - User Guide

 <p>1</p>	 <p>2</p>	 <p>3</p>	 <p>4</p>	 <p>5</p>
<p>Remove stopper and keep for later use!</p> <p>Attach Plastic Straw.</p>	<p>Insert the plastic straw into the container and fill the Urine Monovette® up to the bottom of the label.</p>	<p>To empty the plastic straw, hold the Urine Monovette® in an upright position and pull the plunger backwards to the bottom of the tube.</p>	<p>Remove the plastic straw, break off plunger and throw away.</p> <p>Replace the stopper.</p>	<p>Mix well after the sample collection (tilt approx. 5 time).</p>